

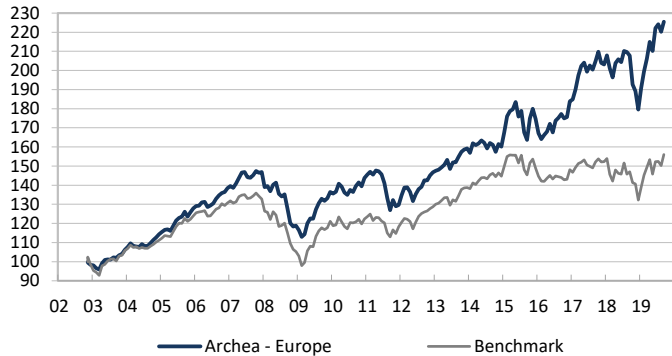


FUND MANAGER'S COMMENTS

In September, the financial markets rallied sharply after the sudden weakness of the stock markets in August. In this context, the Eurostoxx50 index (SX5P) appreciated in September by 3.81% and our fund by 2.41%. The latter posted since the beginning of the year a solid performance of 25.06%. During the past month, we reduced the following positions: *Adidas*, *Logitech*, *LVMH*, *Swiss Life*, *Warehouse de Pauw*, to create liquidity. On the other hand, we sold our entire position in *Anheuser Busch InBev* to strengthen *Wirecard* and add *Korian* as a new value to our portfolio.

Outlook: September was better than expected. However, the problems are still present with regard to the uncertainties of trade negotiations and geopolitical tensions, not to mention the impeachment attempt against Donald Trump. During the month of October, it will be expected to be very turbulent. However, we remain overweight in equities given the low level of interest rates and the accommodating monetary policies of central banks. Of course, excessive falls in some stocks will provide buying opportunities.

PERFORMANCE



	Archea Europe	Benchmark
Since 19.11.2002	126.03%	56.03%
YTD	25.63%	17.96%
September 2019	2.41%	3.81%

SUMMARY

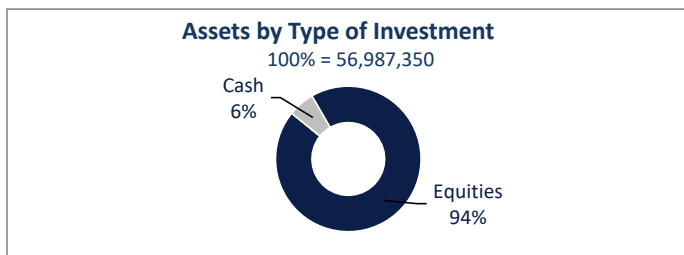
NAV PER 30.09.2019	225.49
REF CURRENCY / TYPE OF SHARES	EUR / CAPITALISATION
AUM OF COMPARTMENT (EUR)	56,987,350
DATE OF INCEPTION	12.11.2002
ISSUE PRICE	EUR 100
TYPE / DOMICILE	UCITS V / Luxembourg
FUND MANAGER	Bellatrix Asset Management SA
CUSTODIAN BANK	Banque de Luxembourg SA
REGISTRAR	European Fund Administration
AUDITOR	PWC
ISIN	LU0159350494
TELEKURS	1,529,808
BLOOMBERG	PAEBALR LX
MANAGEMENT FEE	1.5%
BENCHMARK *	SX5P
DISTRIBUTION COUNTRIES	LU, BE, FR, CH, DE, DK

* 50% SX5P, 50% BERPG2 till 31.12.2017

Performance History

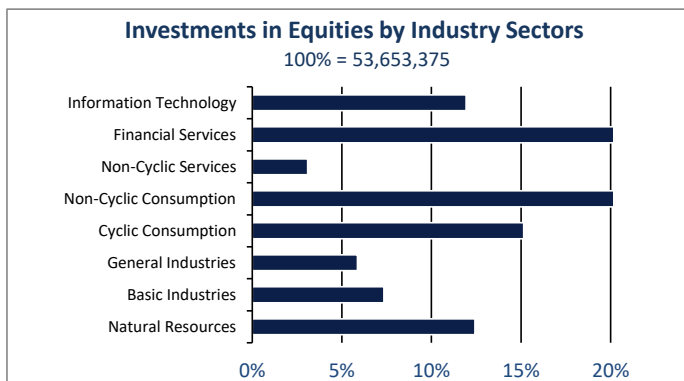
in %	2002 STD	2003	2004	2005	2006	2007	2008	2009	2010	2011	2012	2013	2014	2015	2016	2017	2018	2019 YTD	Performance	
																			Total	Annualised
Archea Europe	-1.5	8.0	7.7	11.8	8.3	6.1	-19.1	14.8	5.3	-9.8	13.2	8.4	0.6	9.1	5.2	10.5	-11.7	25.6	126.0	4.9
Benchmark	-1.6	7.5	5.0	11.5	5.5	1.6	-20.7	15.1	1.0	-3.3	8.8	7.8	4.3	2.9	-0.6	2.9	-13.1	18.0	56.0	2.7

ASSET ALLOCATION



Currencies

EUR	59.95%
CHF	32.36%
GBP	7.69%
USD	0.01%



Top 15 equity positions

LVMH	6.5%
WDP	5.7%
Swiss Life Holding	5.3%
Adidas	4.9%
Logitech Intl SA Reg	4.9%
Diageo PLC	4.7%
Total SA	4.6%
SAP AG	4.6%
Royal Dutch Petroleum Co	4.6%
Roche	4.5%
Nestlé SA	4.5%
Novartis	3.6%
Rio Tinto	3.2%
Orange SA	3.1%
Air Liquide SA	2.9%

The manager's comments are views expressed by Bellatrix Asset Management SA. Periodic reports, the issue prospectus and a simplified prospectus are available on request from Bellatrix Asset Management SA or from the registrar of the Fund. This information leaflet must not be considered as an offer to buy or sell shares. In order to constitute an offer, this document must be accompanied by the prospectus and the simplified prospectus of the fund and its recent periodic reports. Although drawn from reliable sources, the figures in this document have not been audited. The past performance of the fund cannot be guaranteed and does not imply future developments of the NAV. The NAV of the portfolio depends on market developments. Returns are calculated net of fees.

The representative in Switzerland is CACEIS (Switzerland) SA, Chemin de Précossy 7-9, CH-1260 Nyon. The paying agent in Switzerland is Credit Agricole (Suisse) Rue du Rhône 46, CH-1211 Geneva 11. Sales documents such as the sales prospectus, including the statutes and key investor information, the annual and half year reports (Switzerland) SA can be obtained free of charge from the representative in Switzerland CACEIS.